

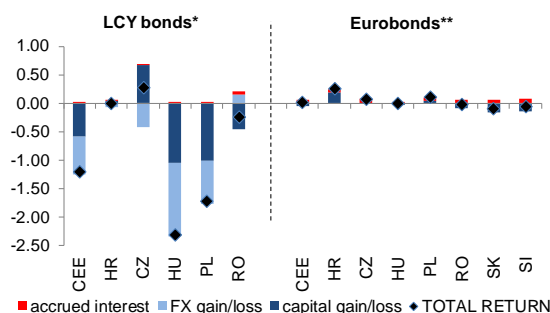
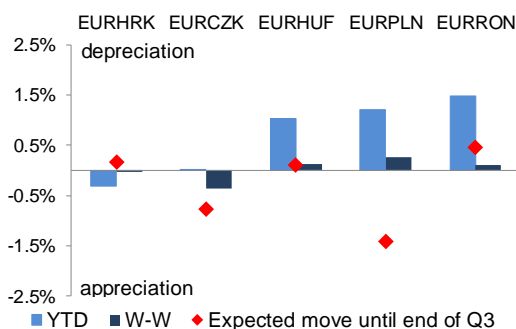


CEE Market Insights

Market outlook

While markets were waiting for Fed Chair Powell’s speech on Friday, Donald Trump announced new tariffs which had a negative sentiment impact. The mood was already rather fragile before Friday, but CEE currencies were – mostly – more stable. An exception was the Hungarian forint, with the increase in excess liquidity the likely cause of weakening. As the amount of squeezed out liquidity has now reached desired MNB levels, the chance of further, strong HUF depreciation may have faded. In Croatia, where the intervention of the CNB was provoked by continuous inflows, the kuna could remain even more stable than in the past, also in preparation for increasingly likely ERM II entry.

Yield spreads jumped last week as markets turned skeptical about how low rates could go. What really only happened is that spreads above German Bunds in the Czech Republic, Poland and Hungary roughly returned to ranges more typical of the last few years. A very important outlier from this development is the Croatian market, where HRK yields continued to plummet, actually quite substantially last week. Current yield levels are very close our forecasts. While Fed Chair Powell tried to cool expectations for easing on Friday, US President Trump’s threats of additional tariffs sent global yields again much lower.



Looking ahead this week:

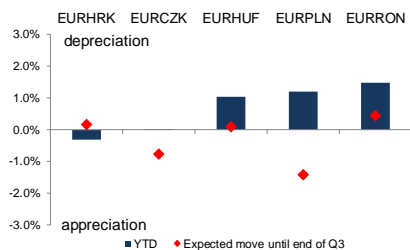
Monday	Tuesday	Wednesday	Thursday	Friday
PL: Unemployment RS: Wages	HU: Policy rate SK: Current Account	HU: Unemployment SK: PPI HR: 2Q GDP		CZ HR HU PL SV: GDP structure PL SI: CPI RS: Retail, Industry

The Hungarian central bank should change neither rates nor rhetoric and should maintain its dovish stance at Tuesday’s meeting. As far as the real economy is concerned, we will see the 2Q GDP structure for many CEE countries on Friday. As the external environment has been weakening lately, net export contributions were likely neutral or negative, making domestic demand the pillar of growth in the region. This should not change in the current quarter, as in Poland, retail sales already recovered in July and solid growth dynamics are expected in Croatia, Slovenia and Serbia. In Serbia, however, the picture gets a bit gloomier, as falling production output is likely to continue. Inflation data in Poland and Slovenia are other releases scheduled for Friday. In the case of Poland, CPI should not increase further in August and stable development is also expected in Slovenia. Last but not least, the regular S&P update on Romania should not be missed after market close on Friday. The rating and outlook should remain unchanged this time; however, the lack of credible consolidation measures may lead to the change in the outlook to negative in 2020.

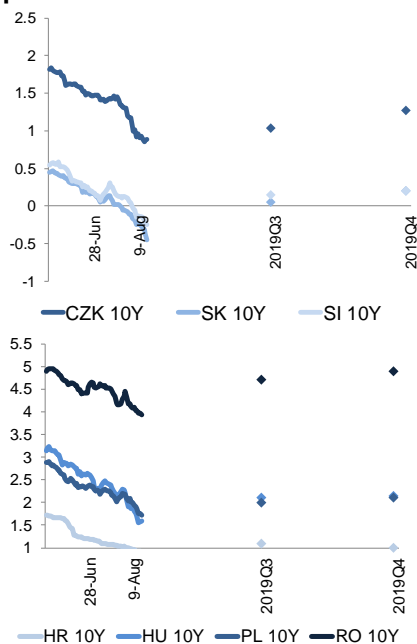
In case you missed it last week...

PL: [Industrial output](#) and [retail sales](#) growth recovered in July. The rebound was below expectations, however PL: Employment grew 2.7% y/y in July, while nominal wage growth increased by 7.4% y/y
 SK: Unemployment rate holds steadily at 5.0% in July
 HR: Unemployment rate remained unchanged at 7.2% in July, while wage growth accelerated to 2.8% y/y in June

YTD change on FX market



10Y government bond yields, percent



Source: Erste Group Research, Bloomberg.

On global markets:

This week, the most important macro releases for the EURUSD will be the release of the flash estimate of Eurozone inflation for August and July PCE inflation data for the US. While the former hardly bears any risks of a surprise, the impact of the latter on markets is more uncertain. Markets will be looking for indications of whether the signs of rising US inflation during the last few months are confirmed. On the political front, it could become clear this week whether a new government can be formed in Italy or early elections are unavoidable.

CEE currencies:

Currencies fared the negative sentiment that appeared on global markets towards the end of last week relatively well, apart from the Hungarian forint, which weakened to its lowest this year as the EURHUF rate breached 328. Technically speaking, this could open room for further weakening of the forint. As for the fundamentals, however, the forint seems to have started to correlate very strongly with the excess liquidity on the interbank market; while this has granted the HUF a helping hand until early to mid-August, the strong increase in liquidity since then has undermined the HUF's strength. As the amount of squeezed out liquidity now reached desired MNB levels, the chance of further, strong HUF depreciation may have faded. In Croatia, where the intervention of the CNB was provoked by continuous inflows, the kuna could remain even more stable than in the past, also in preparation for increasingly likely ERM II entry.

CEE rates and yields:

Last week brought a huge increase in yield spreads, amid global markets turning less aggressive in expecting further, global rate declines. However, what really only happened is that spreads above German Bunds in the Czech Republic, Poland and Hungary roughly returned to ranges more typical of the last few years. A very important outlier from this development is the Croatian market, where HRK yields continued to plummet, actually quite substantially last week. Current yield levels are very close to our forecasts. As for Serbia, after the two rate cuts delivered by the NBS, the amount of interventions fell substantially on the dinar market. The lower pressure makes us think that the central bank will remain in wait-and-see mode and not cut borrowing costs further this year.

Calendar

Time	Country	Indicator	Period	Survey	Erste Est.	Prev.	Pre Comment
26-Aug							
10:00	PL	Unemployment Rate	Jul	5.2%	5.4%	5.3%	Unemployment to remain at record-low level.
12:00	RS	Wages (y/y)	Jun			7.4%	
27-Aug							
14:00	HU	Policy rate	Aug	0.9%		0.90%	Based on inflation developments and expected rate cuts on major markets, MNB likely to maintain dovish stance.
14:00	HU	Overnight Deposit Rate	Aug			-0.05%	
14:30	SK	Current Account (monthly)	Jun			-127	
28-Aug							
9:00	SK	PPI (y/y)	Jul		2.4%	2.8%	Milder increase in producer prices expected.
9:00	HU	Unemployment Rate	Jul			3.3%	Unemployment rate might have remained at historically low level.
11:00	HR	GDP (y/y)	2Q P		3.2%	3.95%	Domestic demand to remain backed by solid private consumption and revived investments momentum. Net exports remaining in red as exports anticipated to lose momentum.
30-Aug							
8:00	RO	Unemployment Rate	Jul			4.0%	
9:00	CZ	GDP (y/y)	2Q P	2.7%	2.7%	2.7%	GDP growth driven mainly by households and government consumption. Despite slowdown in Germany, dynamics of exports remained relatively favorable; however, contribution of net exports should be close to zero
9:00	HU	GDP (y/y)	2Q F		4.9%	4.9%	Details of GDP figures might show that main contributor to growth was internal demand, as consumer consumption and investments could have remained intact.
9:00	HU	Wages (y/y)	Jun			11.2%	
10:00	PL	CPI (y/y)	Aug P		2.8%	2.9%	In annual terms, inflation should ease in August, despite expected increase in monthly terms.
10:00	PL	GDP (y/y)	2Q F		0.0%	4.4%	Domestic demand to remain pillar of growth. Net exports also to show positive contribution.
10:30	SI	CPI (y/y)	Aug		2.0%	2%	We forecast steady inflation pattern, with yearly figure again landing around 2% mark.
10:30	SI	Retail Sales (y/y)	Aug		6.0%	3.7%	
10:30	SI	GDP (y/y)	2Q		3.2%	3.2%	Domestic demand remains in good shape, while export momentum still remains resilient to external headwinds.
11:00	HR	Retail Sales (y/y)	Jul		4.5%	6.1%	We expect continuation of positive retail numbers due to ongoing tourism season and steady wage growth.
12:00	RS	Industrial Production (y/y)	Jul		-3.5%	-6.1%	Due to notable decline in FCA output, weaker food production amid Kosovo tariffs and falling industrial confidence, we see industrial production remaining in red.
12:00	RS	Retail Sales (y/y)	Jul		11.3%	10.1%	We expect strong wage growth coupled with strong credit expansion to continue to result in high retail trade figures.
12:00	RS	Trade Balance	Jul			-394.3	

Sources: Bloomberg, Reuters

Capital market forecasts

Government bond yields					
	current	2019Q3	2019Q4	2020Q1	2020Q2
Croatia 10Y	0.92	1.10	1.00	1.00	1.00
spread (bps)	160	170	140	130	130
Czech Rep. 10Y	0.88	1.04	1.27	1.41	1.51
spread (bps)	157	164	167	171	181
Hungary 10Y	1.63	1.80	1.85	2.00	2.10
spread (bps)	231	240	225	230	240
Poland 10Y	1.72	2.00	2.10	2.15	2.20
spread (bps)	241	260	250	245	250
Romania10Y	3.92	4.70	4.90	5.10	5.20
spread (bps)	461	530	530	540	550
Slovakia 10Y	-0.46	-0.30	-0.15	0.00	0.05
spread (bps)	23	30	25	30	35
Slovenia 10Y	-0.24	0.15	0.20	0.20	0.20
spread (bps)	45	75	60	50	50
Serbia 5Y	2.71	2.80	3.00	2.90	2.70
DE10Y	-0.69	-0.60	-0.40	-0.30	-0.30

FX					
	current	2019Q3	2019Q4	2020Q1	2020Q2
EURHRK	7.39	7.40	7.42	7.42	7.38
forwards		7.39	7.39	7.39	7.39
EURCZK	25.73	25.55	25.30	25.14	24.88
forwards		25.80	25.92	26.04	26.16
EURHUF	324.6	325.0	325.0	325.0	325.0
forwards		324.8	325.3	325.7	326.4
EURPLN	4.34	4.28	4.30	4.31	4.30
forwards		4.35	4.37	4.39	4.42
EURRON	4.73	4.75	4.77	4.79	4.82
forwards		4.75	4.78	4.82	4.86
EURRSD	117.8	117.7	118.0	118.0	117.8
forwards		-	-	-	-
EURUSD	1.11	1.10	1.10	1.12	1.15

3M Money Market Rate						Key Interest Rate					
	current	2019Q3	2019Q4	2020Q1	2020Q2		current	2019Q3	2019Q4	2020Q1	2020Q2
Croatia	0.43	0.50	0.50	0.50	0.50	Croatia	0.30	0.30	0.30	0.30	0.30
Czech Republic	2.14	2.16	2.16	2.22	2.36	Czech Republic	2.00	2.00	2.00	2.00	2.25
Hungary	0.26	0.25	0.25	0.35	0.45	Hungary	0.90	0.90	0.90	0.90	0.90
Poland	1.72	1.72	1.72	1.72	1.72	Poland	1.50	1.50	1.50	1.50	1.50
Romania	3.09	3.40	3.40	3.30	3.30	Romania	2.50	2.50	2.50	2.50	2.50
Serbia	2.05	2.45	2.48	2.47	2.48	Serbia	2.50	2.50	2.50	2.50	2.50
Eurozone	-0.42	-0.40	-0.50	-0.50	-0.50	Eurozone	0.00	0.00	0.00	0.00	0.00

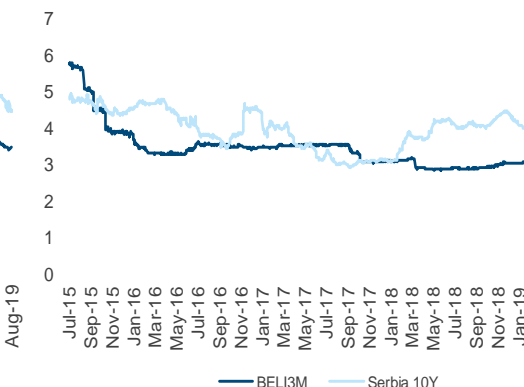
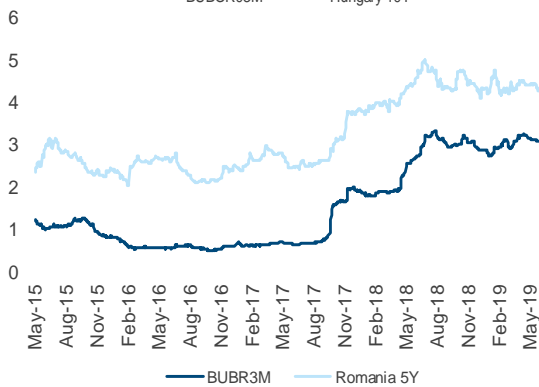
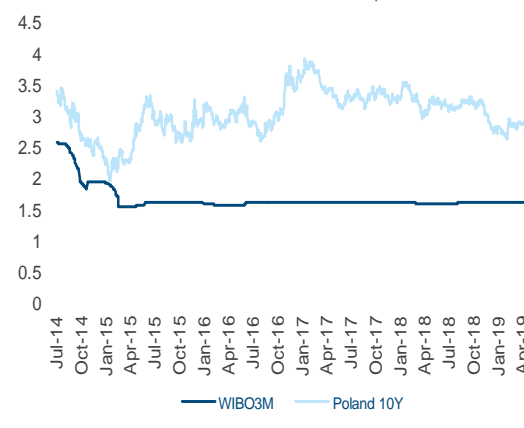
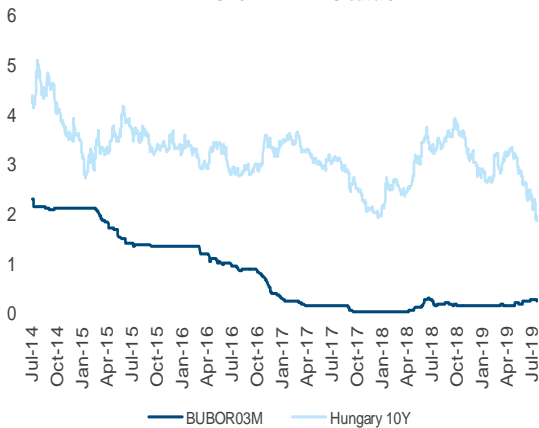
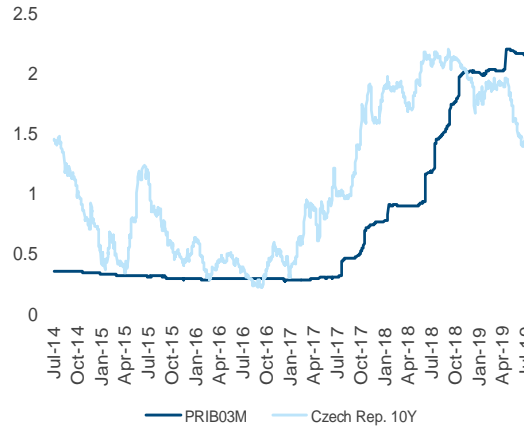
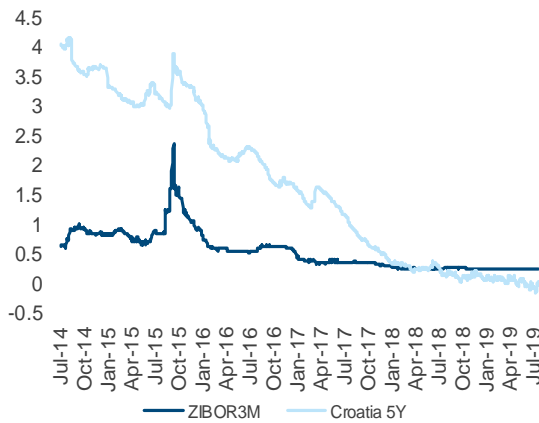
Macro forecasts

Real GDP growth (%)					Average inflation (%)					Unemployment (%)				
	2017	2018	2019f	2020f		2017	2018	2019f	2020f		2017	2018	2019f	2020f
Croatia	2.9	2.6	3.2	2.5	Croatia	1.1	1.5	1.0	1.3	Croatia	11.3	8.4	7.4	6.4
Czech Republic	4.5	2.9	2.6	2.8	Czech Republic	2.5	2.1	2.6	2.2	Czech Republic	2.9	2.3	3.0	3.3
Hungary	4.1	4.9	4.5	3.3	Hungary	2.4	2.8	3.3	3.3	Hungary	4.2	3.7	3.5	3.5
Poland	4.8	5.1	4.3	3.6	Poland	2.0	1.6	2.4	2.7	Poland	7.3	6.1	6.0	6.4
Romania	7.0	4.1	4.5	3.8	Romania	1.3	4.6	4.0	3.3	Romania	4.9	4.2	3.8	4.0
Serbia	2.0	4.3	3.3	3.5	Serbia	3.2	2.0	2.1	1.8	Serbia	13.5	12.7	10.6	9.8
Slovakia	3.2	4.1	3.4	3.3	Slovakia	1.3	2.5	2.5	2.5	Slovakia	8.1	6.5	5.8	5.7
Slovenia	4.9	4.5	3.2	3.1	Slovenia	1.4	1.7	1.5	1.9	Slovenia	6.6	5.1	4.2	3.7
CEE8 average	4.7	4.4	3.9	3.4	CEE8 average	1.9	2.4	2.7	2.7	CEE8 average	6.3	5.2	5.0	5.2

Public debt (% of GDP)					C/A (%GDP)					Budget Balance (%GDP)				
	2017	2018	2019f	2020f		2017	2018	2019f	2020f		2017	2018	2019f	2020f
Croatia	77.8	74.6	71.2	68.9	Croatia	3.7	2.6	1.4	-0.1	Croatia	0.8	0.2	0.0	-0.5
Czech Republic	34.6	32.7	31.0	30.1	Czech Republic	1.7	0.3	0.4	0.5	Czech Republic	1.6	0.9	0.6	0.3
Hungary	73.4	70.8	68.2	66.4	Hungary	2.8	0.5	-0.1	0.7	Hungary	-2.2	-2.2	-1.8	-1.5
Poland	50.6	48.9	48.0	46.5	Poland	0.2	-0.7	-0.5	-0.7	Poland	-1.5	-0.4	-1.5	-0.8
Romania	35.2	35.0	34.5	36.0	Romania	-3.2	-4.5	-4.8	-5.2	Romania	-2.7	-3.0	-3.0	-4.0
Serbia	59.3	53.6	51.3	49.2	Serbia	-5.2	-5.2	-6.3	-6.0	Serbia	1.1	0.6	-0.5	-0.5
Slovakia	50.9	48.9	47.7	46.2	Slovakia	-2.0	-2.5	-2.2	-1.5	Slovakia	-0.8	-0.7	-0.7	-0.4
Slovenia	74.1	70.1	66.5	63.0	Slovenia	7.2	7.0	6.4	5.7	Slovenia	0.0	0.0	0.70	0.8
CEE8 average	50.3	48.4	46.9	45.7	CEE8 average	0.2	-0.9	-1.0	-1.1	CEE8 average	-1.0	-0.7	-1.2	-1.1

Note: *Information on past performance is not a reliable indicator for future performance. Forecasts are not a reliable indicator for future performance.

Appendix



Note: *Information on past performance is not a reliable indicator for future performance. Forecasts are not a reliable indicator for future performance.

Contacts

Group Research

Head of Group Research

Friedrich Mostböck, CEFA +43 (0)5 0100 11902

CEE Macro/Fixed Income Research

Head: Juraj Kotian (Macro/FI) +43 (0)5 0100 17357
 Zoltan Arokszállasi, CFA (Fixed income) +43 (0)5 0100 18781
 Katarzyna Rzentarzewska (Fixed income, Poland) +43 (0)5 0100 17356
 Malgorzata Krzywicka (Fixed income) +43 (0)5 0100 17338

Croatia/Serbia

Alen Kovac (Head) +385 72 37 1383
 Mate Jelić +385 72 37 1443
 Ivana Rogic +385 72 37 2419

Czech Republic

David Navratil (Head) +420 956 765 439
 Jiri Polansky +420 956 765 192
 Michal Skorepa +420 956 765 172

Hungary

Orsolya Nyeste +361 268 4428
 Zsombor Varga +361 373 2830

Romania

Horia Braun-Erdei (Head) +40 3735 10424
 Eugen Sinca +40 3735 10435
 Dorina Ilasco +40 3735 10436

Slovakia

Maria Valachyova (Head) +421 2 4862 4185
 Katarina Muchova +421 2 4862 4762

Major Markets & Credit Research

Head: Gudrun Egger, CEFA +43 (0)5 0100 11909
 Ralf Burchert, CEFA (Agencies) +43 (0)5 0100 16314
 Hans Engel (Global Equities) +43 (0)5 0100 19835
 Margarita Grushanina (Austria, Quant Analyst) +43 (0)5 0100 11957
 Peter Kaufmann, CFA (Corporate Bonds) +43 (0)5 0100 11183
 Heiko Langer (Covered Bonds/Financials) +43 (0)5 0100 85509
 Stephan Lingnau (Global Equities) +43 (0)5 0100 16574
 Carmen Riefler-Kowarsch (Covered Bonds/Financials) +43 (0)5 0100 19632
 Rainer Singer (Euro, US) +43 (0)5 0100 17331
 Bernadett Povaszai-Römhild, CEFA (Corporate Bonds) +43 (0)5 0100 17203
 Elena Statelov, CIIA (Corporate Bonds) +43 (0)5 0100 19641
 Gerald Walek, CFA (Euro, CHF) +43 (0)5 0100 16360

CEE Equity Research

Head: Henning Eßkuchen +43 (0)5 0100 19634
 Daniel Lion, CIIA (Technology, Ind. Goods&Services) +43 (0)5 0100 17420
 Michael Marschallinger, CFA +43 (0)5 0100 17906
 Christoph Schultes, MBA, CIIA (Real Estate) +43 (0)5 0100 11523
 Thomas Unger, CFA (Banks, Insurance) +43 (0)5 0100 17344
 Vladimira Urbankova, MBA (Pharma) +43 (0)5 0100 17343
 Martina Valenta, MBA +43 (0)5 0100 11913

Croatia/Serbia

Mladen Dodig (Head) +381 11 22 09178
 Anto Augustinovic +385 72 37 2833
 Magdalena Dolenc +385 72 37 1407
 Davor Spoljar, CFA +385 72 37 2825

Czech Republic

Petr Bartek (Head) +420 956 765 227
 Marek Dongres +420 956 765 218
 Jan Safranek +420 956 765 218

Hungary

József Miró (Head) +361 235 5131
 András Nagy +361 235 5132
 Tamás Pletser, CFA +361 235 5135

Poland

Tomasz Duda (Head) +48 22 330 6253
 Cezary Bernatek +48 22 538 6256
 Konrad Grygo +48 22 330 6254
 Mateusz Krupa, CFA +48 22 330 6251
 Michal Pilch +48 22 330 6255
 Emil Poplawski +48 22 330 6252

Romania

Caius Rapanu +40 3735 10441

Turkey

Umut Cebir +90 2129120445
 Berke Gümüs +90 2129120445

Treasury – Erste Bank Vienna

Corporate Treasury Product Distribution AT

Head: Christian Reiss +43 (0)5 0100 84012

Markets Retail Sales AT

Head: Markus Kaller +43 (0)5 0100 84239

Group Markets Execution

Head: Kurt Gerhold +43 (0)5 0100 84232

Retail & Sparkassen Sales

Head: Uwe Kolar +43 (0)5 0100 83214

Corporate Treasury Product Distribution AT

Head: Christian Skopek +43 (0)5 0100 84146

Fixed Income Institutional Sales

Institutional Distribution non CEE

Head: Jaromir Malak +43 (0)5 0100 84254
 Karin Rattay +43 (0)5 0100 84118
 Christian Kienesberger +43 (0)5 0100 84323
 Bernd Bollhof +49 (0)30 8105800 5525
 Rene Klasen +49 (0)30 8105800 5521
 Christopher Lampe-Traupe +49 (0)30 8105800-5507
 Charles-Henry La Coste de Fontenilles +43 (0)5 0100 84115
 Bernd Thaler +43 (0)5 0100 84119

Bank Distribution

Head: Marc Frieberthshäuser +49 (0)711 810400 5540
 Sven Kienzle +49 (0)711 810400 5541
 Michael Schmotz +43 (0)5 0100 85542
 Ulrich Inhofner +43 (0)5 0100 85544
 Klaus Vosseler +49 (0)711 810400 5560
 Andreas Goll +49 (0)711 810400 5561
 Mathias Gindele +49 (0)711 810400 5562

Institutional Distribution CEE

Head: Jaromir Malak +43 (0)5 0100 84254

Institutional Distribution PL and CIS

Pawel Kielek +48 22 538 6223
 Michal Jarmakowicz +43 50100 85611

Institutional Distribution Slovakia

Head: Sarlota Sipulova +421 2 4862 5619
 Monika Smeilikova +421 2 4862 5629

Institutional Distribution Czech Republic

Head: Ondrej Cech +420 2 2499 5577
 Milan Bartos +420 2 2499 5562
 Barbara Suvadova +420 2 2499 5590

Institutional Asset Management Czech Republic

Head: Petr Holecek +420 956 765 453
 Martin Perina +420 956 765 106
 Petr Valenta +420 956 765 140
 David Petracek +420 956 765 809
 Blanca Weinerova +420 956 765 317

Institutional Distribution Croatia

Head: Antun Buric +385 (0)7237 2439
 Zvonimir Tukač +385 (0)7237 1787
 Natalija Zujic +385 (0)7237 1638

Institutional Distribution Hungary

Head: Peter Csizmadia +36 1 237 8211
 Attila Hollo +36 1 237 8209
 Gabor Balint +36 1 237 8205

Institutional Distribution Romania and Bulgaria

Head: Ciprian Mitu +43 (0)50100 85612
 Crisitan Adascalita +40 373 516 531

Group Institutional Equity Sales

Head: Brigitte Zeitberger-Schmid +43 (0)50100 83123
 Werner Fürst +43 (0)50100 83121
 Josef Kerekes +43 (0)50100 83125
 Cormac Lyden +43 (0)50100 83120

Business Support

Bettina Mahoric +43 (0)50100 86441

Erste Group Research

CEE Market Insights | Fixed Income | Central and Eastern Europe

26 August 2019

Disclaimer

This publication was prepared by Erste Group Bank AG or any of its consolidated subsidiaries (together with consolidated subsidiaries "Erste Group") independently and objectively as other information pursuant to the Circular of the Austrian Financial Market Authority regarding information including marketing communication pursuant to the Austrian Securities Supervision Act. This publication serves interested investors as additional source of information and provides general information, information about product features or macroeconomic information without emphasizing product selling marketing statements. This publication does not constitute marketing communication pursuant to Art. 36 (2) Austrian Securities Supervision Act as no direct buying incentives were included in this publication, which is of information character. This publication does not constitute investment research pursuant to § 36 (1) Austrian Securities Supervision Act. It has not been prepared in accordance with legal requirements designed to promote the independence of investment research and it is not subject to the prohibition on dealing ahead of the dissemination of investment research. The information only serves as non-binding and additional information and is based on the level of knowledge of the person in charge of drawing up the information on the respective date of its preparation. The content of the publication can be changed at any time without notice. This publication does not constitute or form part of, and should not be construed as, an offer, recommendation or invitation to subscribe for or purchase any securities, and neither this publication nor anything contained herein shall form the basis of or be relied on in connection with or act as an inducement to enter into any contract or inclusion of a security or financial product in a trading strategy. Information provided in this publication are based on publicly available sources which Erste Group considers as reliable, however, without verifying any such information by independent third persons. While all reasonable care has been taken to ensure that the facts stated herein are accurate and that the forecasts, opinions and expectations contained herein are fair and reasonable, Erste Group (including its representatives and employees) neither expressly nor tacitly makes any guarantee as to or assumes any liability for the up-to-dateness, completeness and correctness of the content of this publication. Erste Group may provide hyperlinks to websites of entities mentioned in this document, however the inclusion of a link does not imply that Erste Group endorses, recommends or approves any material on the linked page or accessible from it. Neither a company of Erste Group nor any of its respective managing directors, supervisory board members, executive board members, directors, officers of other employees shall be in any way liable for any costs, losses or damages (including subsequent damages, indirect damages and loss of profit) howsoever arising from the use of or reliance on this publication. Any opinion, estimate or projection expressed in this publication reflects the current judgment of the author(s) on the date of publication of this document and do not necessarily reflect the opinions of Erste Group. They are subject to change without prior notice. Erste Group has no obligation to update, modify or amend this publication or to otherwise notify a reader thereof in the event that any matter stated herein, or any opinion, projection, forecast or estimate set forth herein, changes or subsequently becomes inaccurate. The past performance of securities or financial instruments is not indicative for future results. No assurance can be given that any financial instrument or issuer described herein would yield favorable investment results or that particular price levels may be reached. Forecasts in this publication are based on assumptions which are supported by objective data. However, the used forecasts are not indicative for future performance of securities or financial instrument. Erste Group, its affiliates, principals or employees may have a long or short position or may transact in the financial instrument(s) referred to herein or may trade in such financial instruments with other customers on a principal basis. Erste Group may act as a market maker in the financial instruments or companies discussed herein and may also perform or seek to perform investment services for those companies. Erste Group may act upon or use the information or conclusion contained in this publication before it is distributed to other persons. This publication is subject to the copyright of Erste Group and may not be copied, distributed or partially or in total provided or transmitted to unauthorized recipients. By accepting this publication, a recipient hereof agrees to be bound by the foregoing limitations.

© Erste Group Bank AG 2019. All rights reserved.

Published by:

Erste Group Bank AG
Group Research
1100 Vienna, Austria, Am Belvedere 1
Head Office: Wien
Commercial Register No: FN 33209m
Commercial Court of Vienna

Erste Group Homepage: www.erstegroup.com